














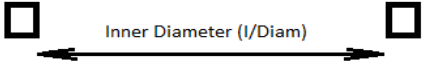
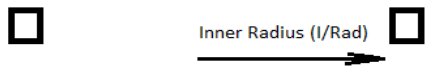


TOPRING ROLLERS - ROLLING CAPACITY

	<u>Large</u>	<u>Medium</u>	<u>Small</u>		<u>Large</u>	<u>Medium</u>	<u>Small</u>
<u>Angle Toe In</u> 	150 x 150 x 18 3500mm o/diam	80 x 80 x 8 800mm o/diam	25 x 25 x 3 350mm o/diam	<u>Flat Bar Band</u> 	300 x 20 500mm i/diam	100 x 10 250mm i/diam	25 x 3 100mm i/diam
<u>Angle Toe Out</u> 	200 x 200 x 18 5000mm i/diam	80 x 80 x 8 750mm i/diam	25 x 25 x 3 300mm i/diam	<u>Flat Bar Edge</u> 	150 x 50 1500mm i/diam	100 x 10 800mm i/diam	25 x 3 300mm i/diam
<u>Beam Crawl</u> 	203 x 203 x 86 Column 4000mm m/diam	160 x 82 IPE 3000mm m/diam	100 x 55 IPE 2000 m/diam	<u>Rect Tube Edge</u> 	150 x 50 4200mm i/diam	76 x 38 3000mm i/diam	50 x 25 1600mm i/diam
<u>Beam Hard-way</u> 	203 x 133 Beam 28000mm i/diam	140 x 73 IPE 7000mm i/diam	100 x 55 IPE 7000mm i/diam	<u>Rect Tube Band</u> 	150 x 50 3000mm i/diam	76 x 38 1600mm i/diam	50 x 25 800mm i/diam
<u>Channel Toe In</u> 	300 x 100 3000mm o/diam	152 x 76 2000mm o/diam	76 x 38 800mm o/diam	<u>Square Tube</u> 	120 x 120 6000mm i/diam	76 x 76 4000mm i/diam	25 x 25 300mm i/diam
<u>Channel Toe Out</u> 	300 x 100 3000mm i/diam	152 x 76 2000mm i/diam	76 x 38 800mm i/diam	<u>Round Bar</u> 	103 o/d 1000mm i/diam	50 o/d 500mm i/diam	6 o/d 300mm i/diam
<u>Channel Hard-way</u> 	200 x 75 12000mm i/diam	152 x 76 11000mm i/diam	76 x 38 4000mm i/diam	<u>Square Bar</u> 	100 x 100 1000mm i/diam	50 x 50 500mm i/diam	10 x 10 300mm i/diam
<u>Round Tube</u> 	219 o/d 3000mm i/diam	102 o/d 750mm i/diam	25 o/d 300mm i/diam	<u>Diameter</u> 			
				<u>Radius</u> 			

We can also roll plates (not roqtuff / vrn400) 3000mm wide up to 30mm thick.

The figures above show minimum diameters. Larger diameters can be achieved without difficulty.

If smaller diameters are required than shown, please contact us for further information.

These sizes refer to standard 350WA Mild steel material.

We also roll stainless steel, copper, titanium and aluminium sections on request.